




MILS (Baseplate)




- 1 Baseplate 32x32
- 2 Plate 2x4
- 14 Plate 2x8



- 16 Brick 1x2
- 16 Brick 1x2 with axle hole
- 25 Brick 2x2
- 8 Brick 2x3
- 8 Brick 2x4



- 2 Plate 2x4
- 14 Plate 2x8



- 4 Plate 16x16 (16 Plate 8x8)